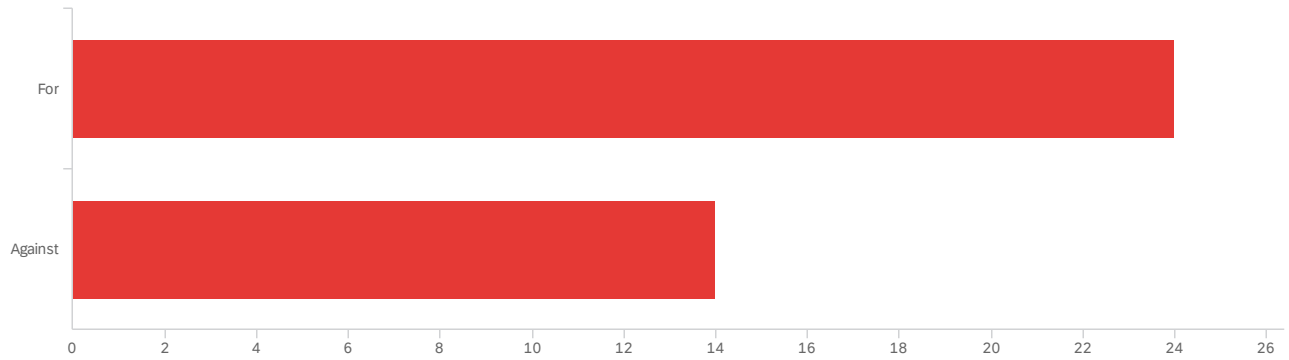


Default Report

Faculty Senate May 2020 - Second Attempt

May 18, 2020 6:51 AM MDT

Q1 - A. GEC Membership



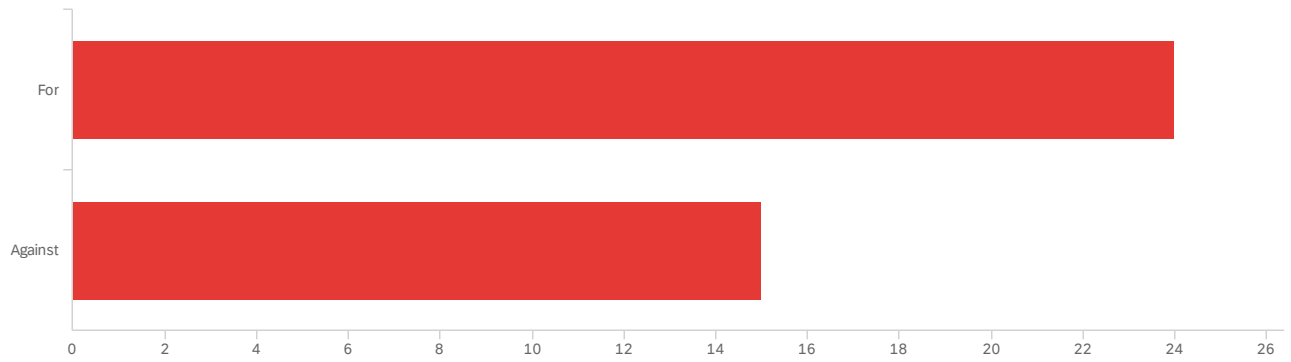
#	Field	Minimum	Maximum	Mean	Std Deviation	Variance	Count
1	A. GEC Membership	1.00	2.00	1.37	0.48	0.23	38

#	Field	Choice Count
1	For	63.16% 24
2	Against	36.84% 14

38

Showing rows 1 - 3 of 3

Q2 - B.Zero Credit Policy



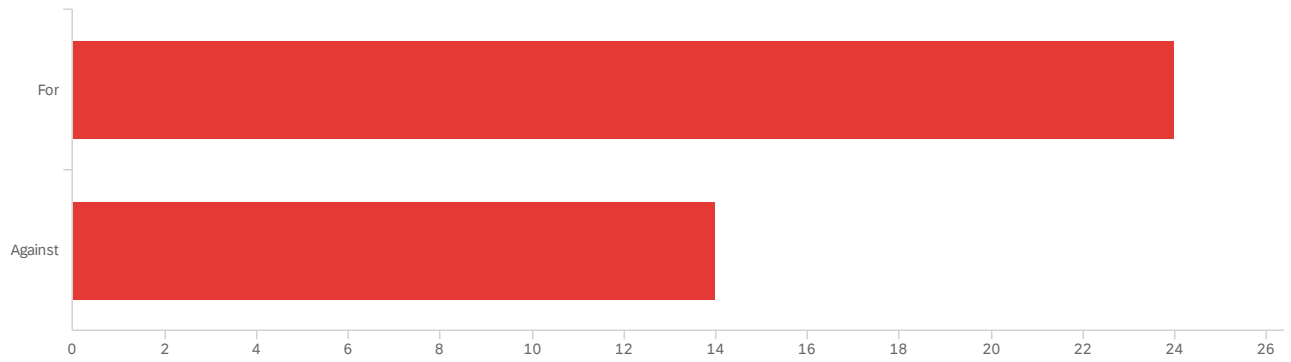
#	Field	Minimum	Maximum	Mean	Std Deviation	Variance	Count
1	B.Zero Credit Policy	1.00	2.00	1.38	0.49	0.24	39

#	Field	Choice Count
1	For	61.54% 24
2	Against	38.46% 15

39

Showing rows 1 - 3 of 3

Q3 - C. Cross-listing Policy



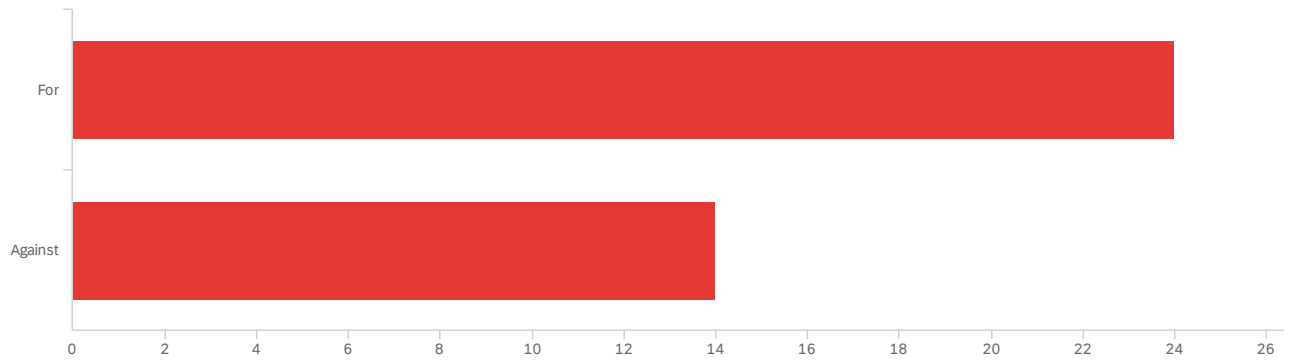
#	Field	Minimum	Maximum	Mean	Std Deviation	Variance	Count
1	C. Cross-listing Policy	1.00	2.00	1.37	0.48	0.23	38

#	Field	Choice Count
1	For	63.16% 24
2	Against	36.84% 14

38

Showing rows 1 - 3 of 3

Q4 - D. Cross-leveling Policy



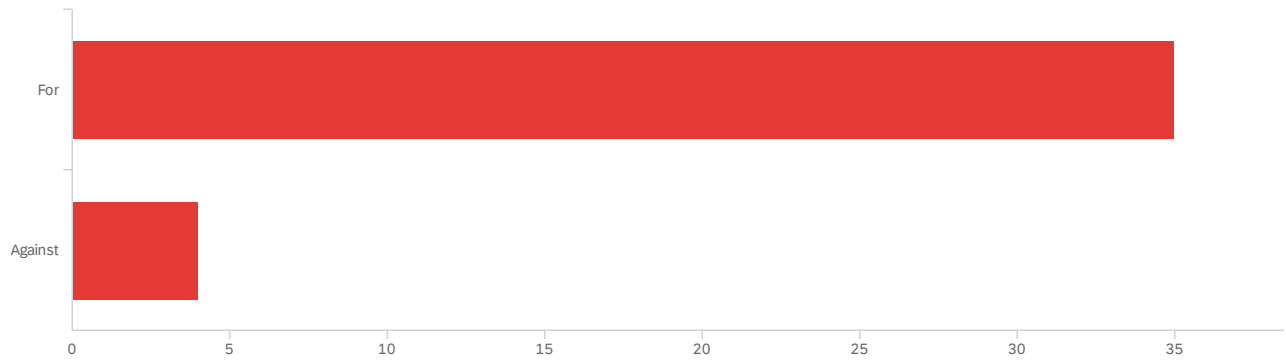
#	Field	Minimum	Maximum	Mean	Std Deviation	Variance	Count
1	D. Cross-leveling Policy	1.00	2.00	1.37	0.48	0.23	38

#	Field	Choice Count
1	For	63.16% 24
2	Against	36.84% 14

38

Showing rows 1 - 3 of 3

Q5 - E. Military Short-term Absence Policy



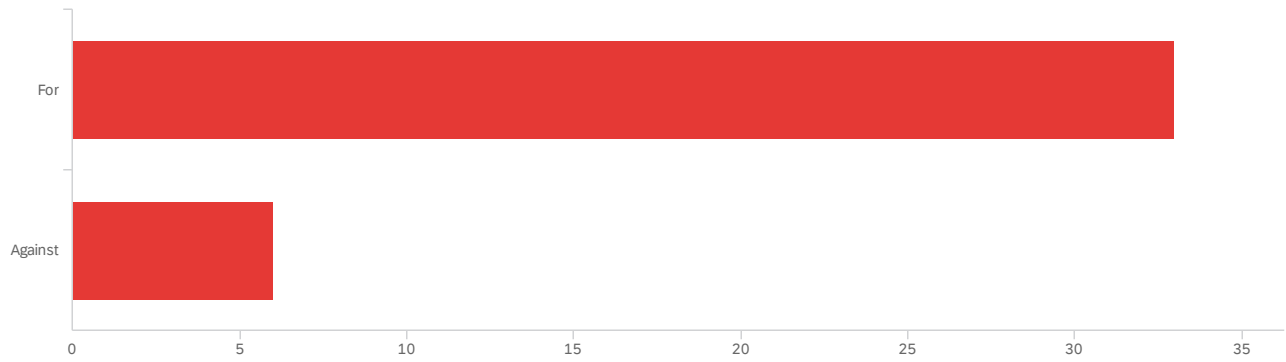
#	Field	Minimum	Maximum	Mean	Std Deviation	Variance	Count
1	E. Military Short-term Absence Policy	1.00	2.00	1.10	0.30	0.09	39

#	Field	Choice Count
1	For	89.74% 35
2	Against	10.26% 4

39

Showing rows 1 - 3 of 3

Q6 - F. Change in Honors Policy



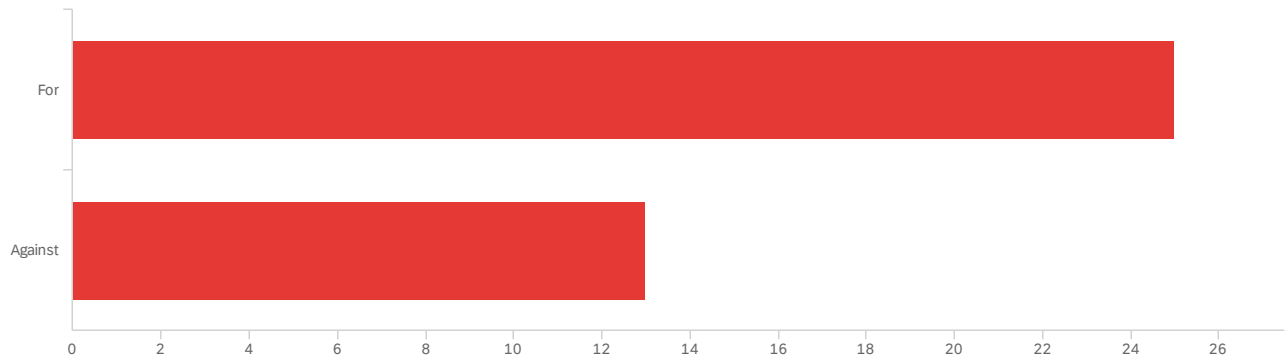
#	Field	Minimum	Maximum	Mean	Std Deviation	Variance	Count
1	F. Change in Honors Policy	1.00	2.00	1.15	0.36	0.13	39

#	Field	Choice Count
1	For	84.62% 33
2	Against	15.38% 6

39

Showing rows 1 - 3 of 3

Q7 - G. Newly Promoted Raise Motion



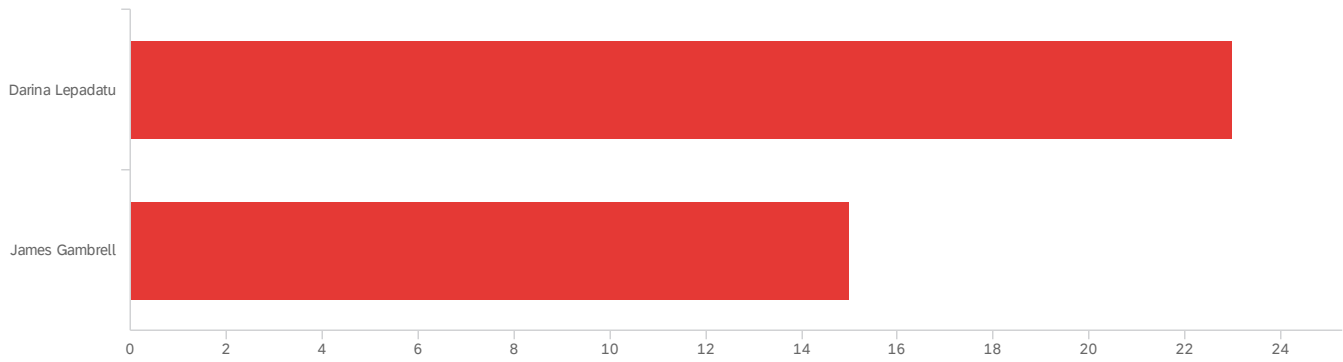
#	Field	Minimum	Maximum	Mean	Std Deviation	Variance	Count
1	G. Newly Promoted Raise Motion	1.00	2.00	1.34	0.47	0.23	38

#	Field	Choice Count
1	For	65.79% 25
2	Against	34.21% 13

38

Showing rows 1 - 3 of 3

Q8 - Choose President-elect/VP - choose one



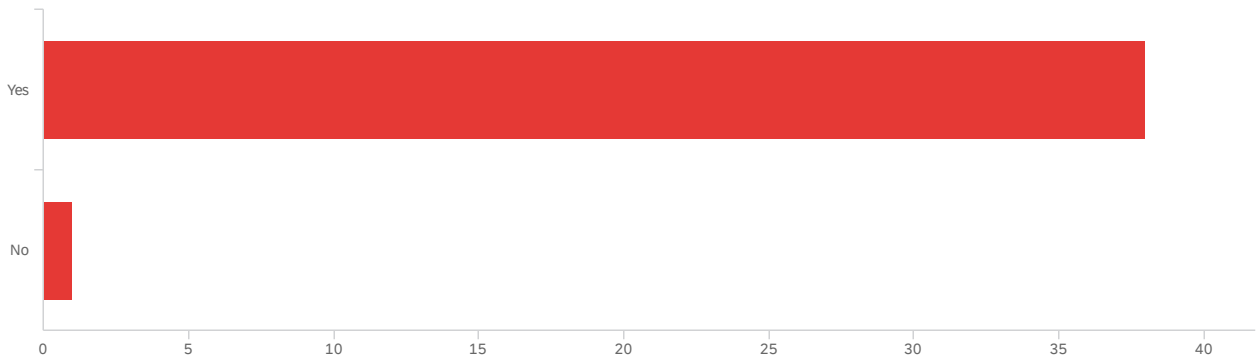
#	Field	Minimum	Maximum	Mean	Std Deviation	Variance	Count
1	Choose President-elect/VP - choose one	1.00	2.00	1.39	0.49	0.24	38

#	Field	Choice Count
1	Darina Lepadatu	60.53% 23
2	James Gambrell	39.47% 15

38

Showing rows 1 - 3 of 3

Q9 - Approve Todd Harper as Secretary



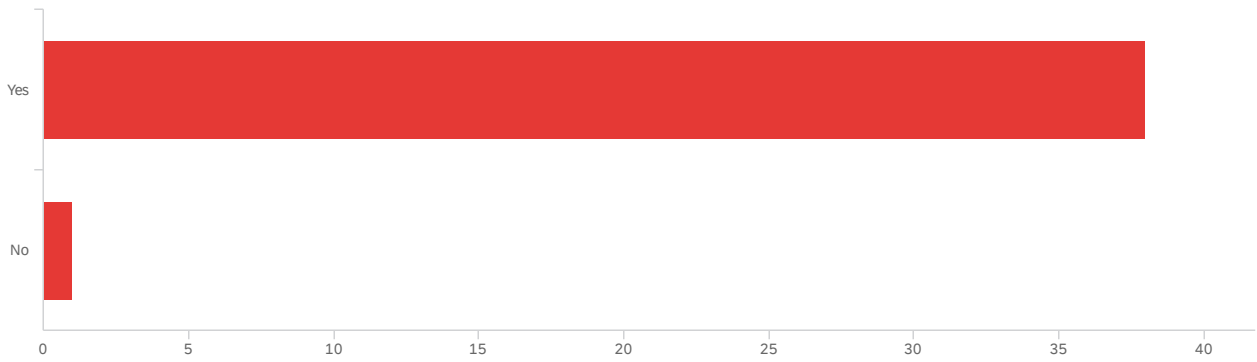
#	Field	Minimum	Maximum	Mean	Std Deviation	Variance	Count
1	Approve Todd Harper as Secretary	1.00	2.00	1.03	0.16	0.02	39

#	Field	Choice Count
1	Yes	97.44% 38
2	No	2.56% 1

39

Showing rows 1 - 3 of 3

Q10 - Approve Justin Pettigrew as Kennesaw Campus Rep



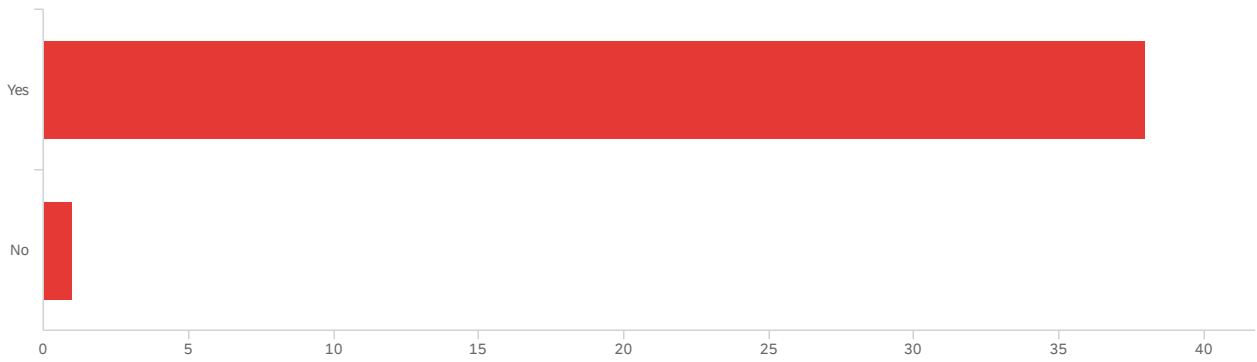
#	Field	Minimum	Maximum	Mean	Std Deviation	Variance	Count
1	Approve Justin Pettigrew as Kennesaw Campus Rep	1.00	2.00	1.03	0.16	0.02	39

#	Field	Choice Count
1	Yes	97.44% 38
2	No	2.56% 1

39

Showing rows 1 - 3 of 3

Q11 - Approve Bill Griffiths as Marietta Campus Rep



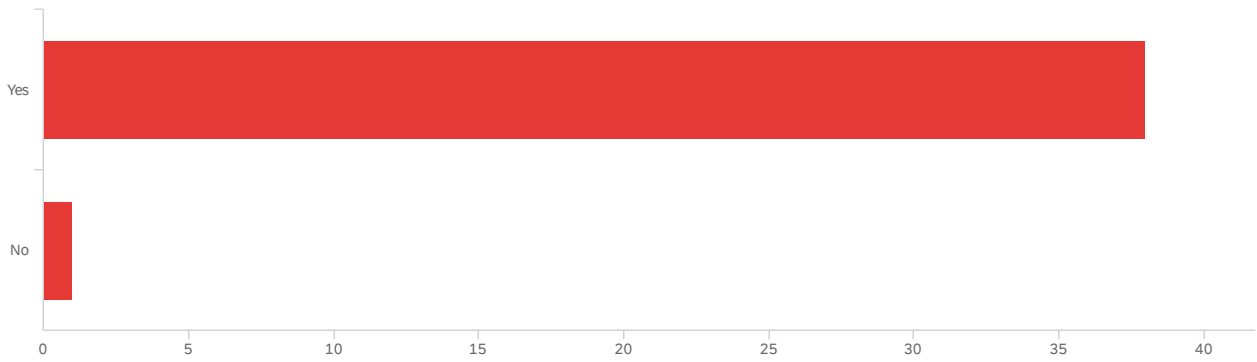
#	Field	Minimum	Maximum	Mean	Std Deviation	Variance	Count
1	Approve Bill Griffiths as Marietta Campus Rep	1.00	2.00	1.03	0.16	0.02	39

#	Field	Choice Count
1	Yes	97.44% 38
2	No	2.56% 1

39

Showing rows 1 - 3 of 3

Q12 - Approve Jim Wright as Deans Liaison



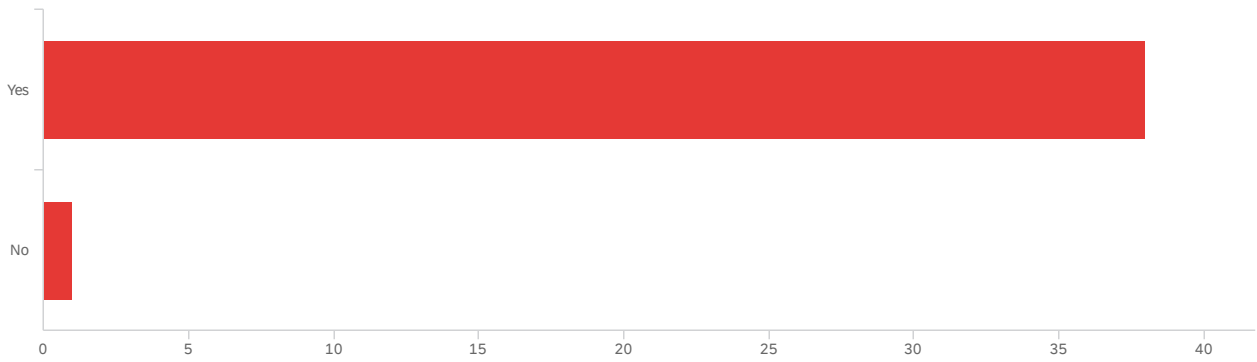
#	Field	Minimum	Maximum	Mean	Std Deviation	Variance	Count
1	Approve Jim Wright as Deans Liaison	1.00	2.00	1.03	0.16	0.02	39

#	Field	Choice Count
1	Yes	97.44% 38
2	No	2.56% 1

39

Showing rows 1 - 3 of 3

Q13 - Approve Christine Dutcher as Staff Senate Liaison



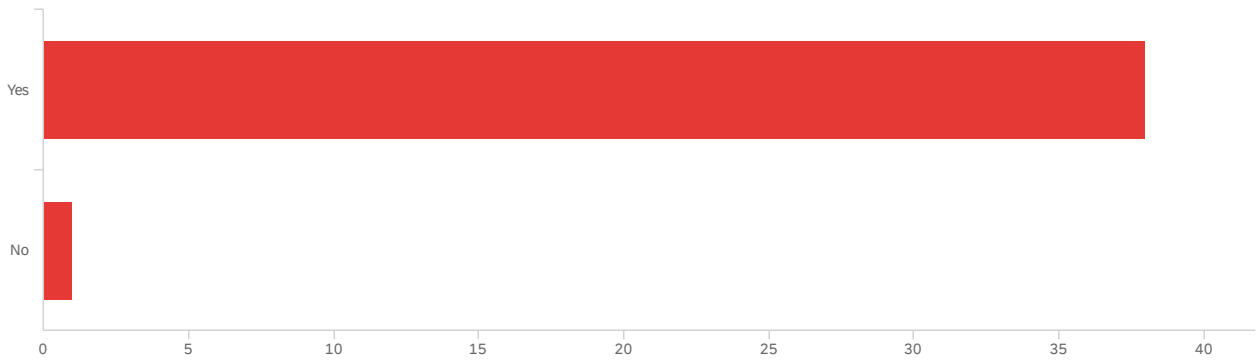
#	Field	Minimum	Maximum	Mean	Std Deviation	Variance	Count
1	Approve Christine Dutcher as Staff Senate Liaison	1.00	2.00	1.03	0.16	0.02	39

#	Field	Choice Count
1	Yes	97.44% 38
2	No	2.56% 1

39

Showing rows 1 - 3 of 3

Q14 - Choose Joanne Lee as PTFC liaison



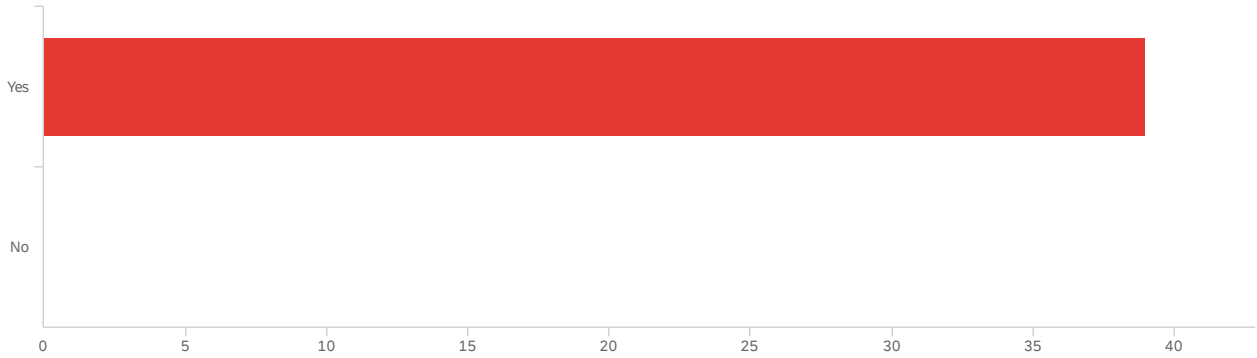
#	Field	Minimum	Maximum	Mean	Std Deviation	Variance	Count
1	Choose Joanne Lee as PTFC liaison	1.00	2.00	1.03	0.16	0.02	39

#	Field	Choice Count
1	Yes	97.44% 38
2	No	2.56% 1

39

Showing rows 1 - 3 of 3

Q15 - Do you approve of Daniel Rogers as Faculty Senate Liaison to the CDA (Chairs & Directors Assembly)



#	Field	Minimum	Maximum	Mean	Std Deviation	Variance	Count
1	Do you approve of Daniel Rogers as Faculty Senate Liaison to the CDA (Chairs & Directors Assembly)	1.00	1.00	1.00	0.00	0.00	39

#	Field	Choice Count
1	Yes	100.00% 39
2	No	0.00% 0

39

Showing rows 1 - 3 of 3

End of Report